

# UNDERGRADUATE TRANSFER PROGRAM

# Class of 2015 Profile

## ACADEMIC INFORMATION



AVERAGE COMMUNITY  
COLLEGE GPA ..... **3.92**



TOOK ONE OR MORE  
HONORS COURSE(S) ..... **78%**



PHI THETA KAPPA  
HONORS SOCIETY ..... **91%**

## FOUR-YEAR INSTITUTION SELECTIVITY



ATTEND A MOST COMPETITIVE  
OR HIGHLY COMPETITIVE\*  
COLLEGE OR UNIVERSITY ..... **63%**

The newly selected 2015 Undergraduate Transfer Scholars are attending colleges and universities in 25 states.

\*Categories based on Barron's Profiles of American Colleges

## HONORS AND ACTIVITIES



While at their two-year colleges, our scholars receive awards in recognition of their outstanding academic work and are also honored for their civic engagement and leadership.

ACADEMIC ..... **76%**

ARTISTIC ..... **16%**

LEADERSHIP ..... **40%**

SERVICE ..... **8%**

TOTAL (ANY) ..... **82%**

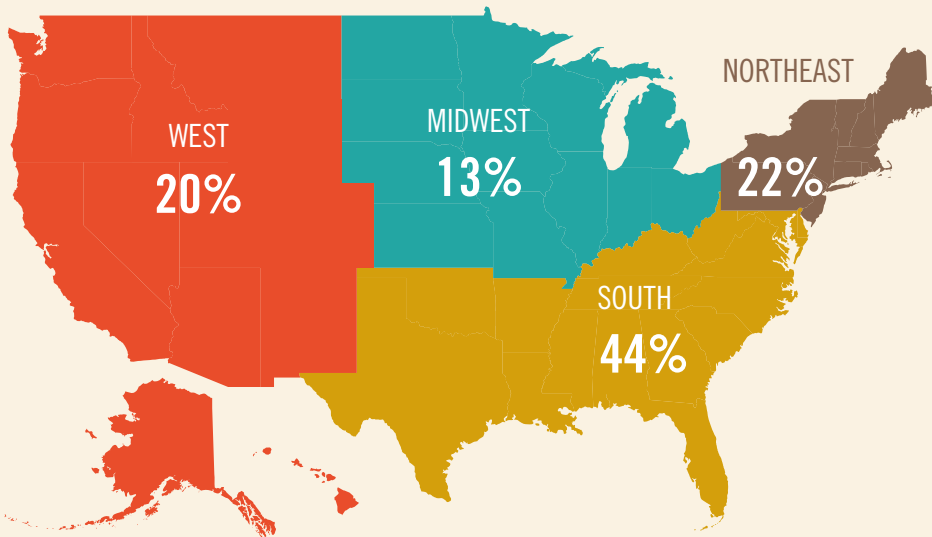
STARTED AN ORGANIZATION  
TO BENEFIT OTHERS ..... **29%**

PARTICIPATED IN CIVIC OR  
COMMUNITY SERVICE ..... **89%**


PUBLISHED WORK IN LITERARY  
AND/OR SCHOLARLY JOURNALS... **16%**

Some percentages may not add up to 100% due to rounding.

## GEOGRAPHIC INFORMATION



 U.S. CITIZEN . . . **66%**

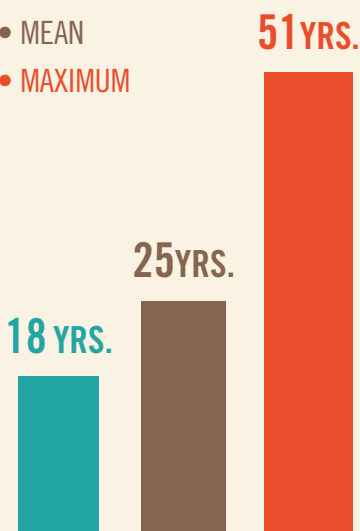
 NON-U.S. CITIZEN . . . . . **34%**

 U.S. STATES REPRESENTED . . . **22**

 COUNTRIES REPRESENTED . . . **27**

## AGE\*


- MINIMUM
- MEAN
- MAXIMUM





\*Calculated based on scholar age as of March 31 of application year

## RACE/ETHNICITY

WHITE . . . . . **37%**  
 HISPANIC . . . . . **31%**  
 BLACK . . . . . **13%**  
 ASIAN . . . . . **11%**  
 MULTIRACIAL . . . . . **7%**



## DEMOGRAPHICS

 MALE **46%**  FEMALE **54%**

 FIRST GENERATION **69%**

MEDIAN STUDENT  
 ADJUSTED  
 GROSS INCOME  
**\$7,313**



Some percentages may not add up to 100% due to rounding.