

YOUNG SCHOLARS PROGRAM PROFILE

Graduating Classes of 2013-2017

ACHIEVEMENTS AND AWARDS



AVERAGE CUMULATIVE GPA... **3.7**



EARNED 4 OR 5
ON AP TESTS... **79%**



NATIONAL MERIT FINALIST... **10**

NATIONAL MERIT
SEMIFINALIST... **27**

QUESTBRIDGE FINALIST... **17**

NATIONAL HISPANIC
RECOGNITION... **7**



STUDIED ABROAD... **58%**

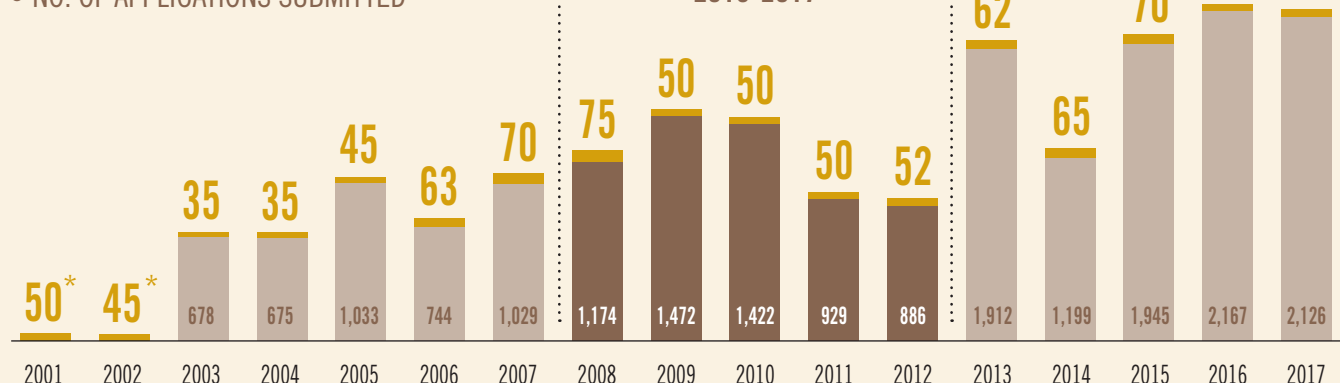
HELD INTERNSHIP/
CONDUCTED RESEARCH... **21%**

STARTED ORGANIZATION
OR CREATED TOOL
TO HELP OTHERS... **20%**

PROGRAM SELECTIVITY BY YEAR

- NO. OF SCHOLARSHIPS AWARDED
- NO. OF APPLICATIONS SUBMITTED

GRADUATING CLASSES OF 2013-2017



* Application data not available

The Cooke Foundation's Young Scholars Program nurtures high-achieving 8th–12th grade students across the country who have financial need.

Each year, 2,000 7th graders nationwide apply for approximately 50 spaces. Those selected demonstrate academic excellence, determination, leadership, community engagement, and financial need. Approximately 40% of our active Young Scholars are at or below the poverty level.

Scholars receive mentoring from an Educational Adviser who collaboratively works with the student and family to construct a tailored educational program. Scholars receive financial support for a variety of opportunities and resources throughout high school such as summer programs, distance learning courses, technology, tutoring, music lessons, and internships.

DEMOGRAPHICS



MALE 38%

FEMALE 62%



FIRST GENERATION 58%

MEDIAN AGI
\$27,692



STANDARDIZED TESTING RESULTS

SAT: MIDDLE 50%

CRITICAL READING 630-740

MATH 620-750

WRITING 630-740

ACT: MIDDLE 50%

COMPOSITE 28-33

ENGLISH 29-35

MATH 26-32

READING 29-34

SCIENCE 25-33

4-YEAR COLLEGE ACCEPTANCE



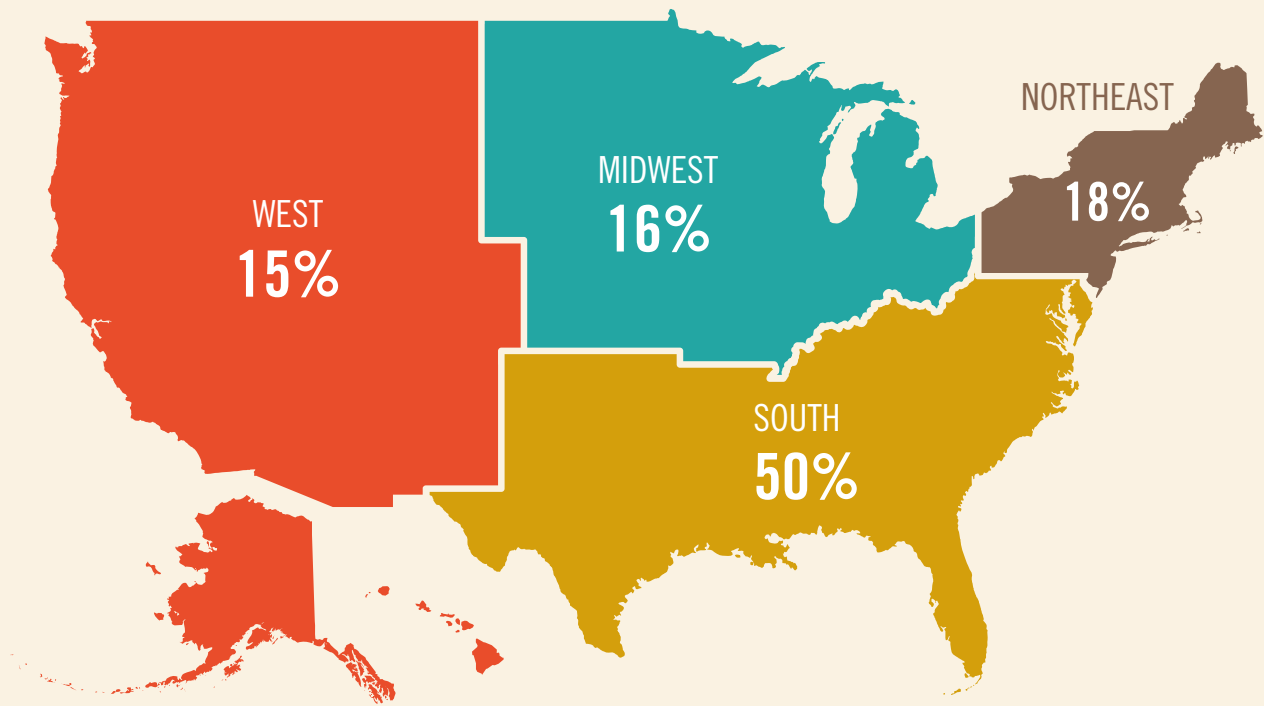
ENROLL IN A 4-YEAR
COLLEGE OR UNIVERSITY 98%

ATTEND A MOST COMPETITIVE
OR HIGHLY COMPETITIVE*
COLLEGE OR UNIVERSITY 78%

*Categories based on Barron's Profiles of American Colleges

Some percentages may not add up to 100% due to rounding.

GEOGRAPHIC LOCATION




HIGH SCHOOL TYPE

PUBLIC	39%
PRIVATE (BOARD) ...	23%
PRIVATE (DAY)	22%
MAGNET.....	7%
CHARTER.....	5%
HOMESCHOOL	2%
PAROCHIAL	2%

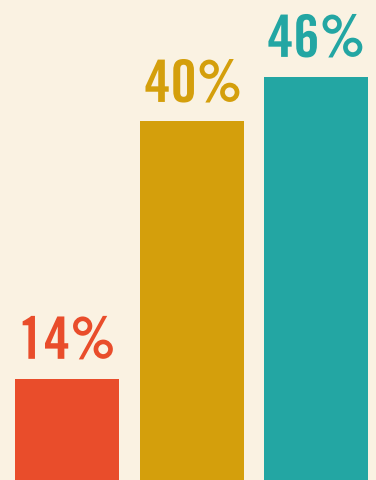
RACE/ETHNICITY

WHITE	29%
ASIAN	22%
HISPANIC	21%
BLACK	20%
MULTIRACIAL	7%
NATIVE AMERICAN	1%



HOME COMMUNITY

- RURAL
- SUBURBAN
- URBAN



Some percentages may not add up to 100% due to rounding.

YOUNG SCHOLARS ATTENDING MOST AND HIGHLY COMPETITIVE COLLEGES* (SINCE INCEPTION)

American University (4)	George Washington University (4)	Trinity University
Amherst College (8)	Georgetown University (2)	Tufts University (8)
Bard College	Georgia Institute of Technology (5)	Tulane University
Barnard College (9)	Harvard University (36)	Union College (NY)
Bates College (5)	Haverford College (2)	University of California, Berkeley (2)
Beloit College (2)	Hillsdale College	University of California, Davis
Bennington College	John Hopkins University (8)	University of California, Los Angeles
Berklee College of Music	Lafayette College	University of Chicago (5)
Boston College	Lawrence University	University of Florida (3)
Boston University (2)	Lehigh University (2)	University of Illinois, Urbana-Champaign (5)
Brandeis University (2)	Lewis and Clark College (3)	University of Maryland, College Park (4)
Brown University (8)	Macalester College (3)	University of Miami (2)
Bryn Mawr College	Manhattan School of Music	University of Michigan/Ann Arbor (3)
Bucknell University (3)	Massachusetts Institute of Technology (11)	University of Minnesota
California Institute of Technology (2)	Middlebury College	University of Missouri, Columbia
Carleton College	Mount Holyoke College (2)	University of North Carolina at Chapel Hill (4)
Carnegie Mellon University (5)	New York University (11)	University of Notre Dame (6)
Case Western Reserve University (2)	New York University, Abu Dhabi	University of Pennsylvania (12)
Centre College	North Carolina State University (2)	University of Pittsburgh at Pittsburgh (2)
City College of New York	Northeastern University (2)	University of Rochester
Claremont McKenna College (5)	Northwestern University (7)	University of San Diego
Clark University	Occidental College (2)	University of Southern California (12)
Clemson University	Pepperdine University (2)	University of Texas at Austin (3)
Colgate University	Princeton University (19)	University of Texas at Dallas (2)
College of the Atlantic	Reed College	University of Virginia (4)
College of the Holy Cross (2)	Rhodes College	University of Wisconsin
College of William & Mary (5)	Rice University	Vanderbilt University (6)
Columbia University (12)	Rose-Hulman Institute of Technology	Vassar College
Connecticut College (2)	San Francisco Conservatory of Music	Villanova University
Cornell University (6)	Sewanee: The University of the South	Virginia Polytechnic Institute and State University (3)
Curtis Institute of Music (2)	Skidmore College	Wake Forest University
Dartmouth College (6)	Smith College	Washington University in St. Louis (2)
Davidson College	Southern Methodist University	Wellesley College (5)
Duke University (5)	St. John's College	Wesleyan University (4)
Eastman School of Music	Stanford University (23)	Westmont College
Emory University (7)	State University of New York / Binghamton University	Wheaton College in Illinois
Fordham University	Swarthmore College (6)	Williams College (6)
Franklin and Marshall College	Texas Christian University	Worcester Polytechnic Institute
Furman University	The Juilliard School (3)	Yale University (31)

**This list reflects Young Scholars who have attended most and highly competitive colleges as listed in the Barron's Profiles of American Colleges, plus highly selective performing arts institutions.*